


# Garden Creations Corner Set

# English SS408

## Assembly Instructions

### 1. Screens & posts

### 2. Planters



**Biocidal Products Regulation EU 528/2012**  
Korasit® KS treated wood is a treated article that incorporated biocidal products: copper hydroxide carbonate, N,N-didecyl-N-methylpiperonyl ammoniumpropionate. They protect wood against fungal decay, rot and insect attack. Keep away from food, drink and animal feeding stuffs. Avoid breathing dust when cutting treated wood.

#### Before assembly

- We recommend that time is taken to read the instructions before starting assembly, then follow the easy step by step guide. The instruction sheet is only a guide to the assembly. Certain items may not be shown to scale.
- Check all components prior to assembly
- This product should be assembled by no less than two people
- Drill pilot hole for each screw if necessary


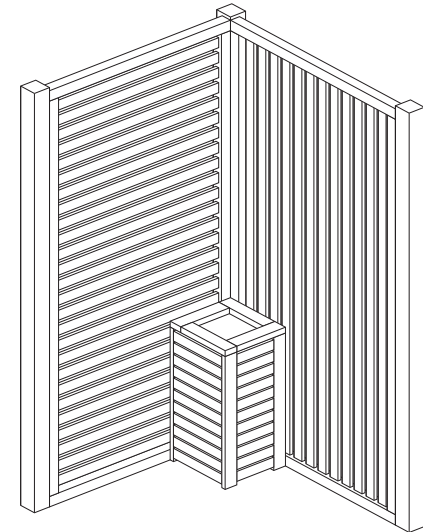
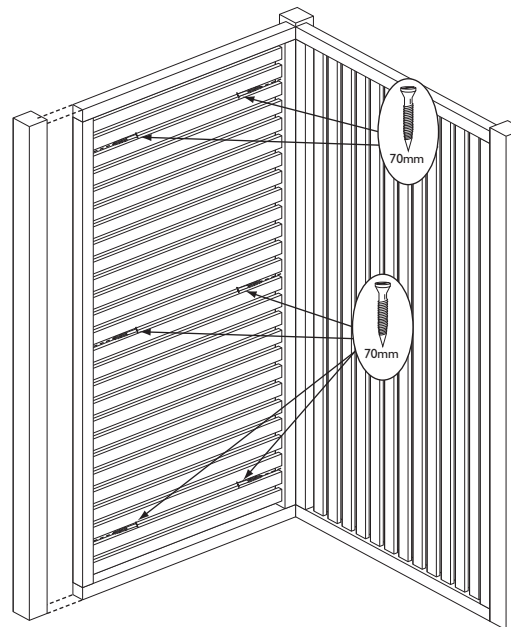
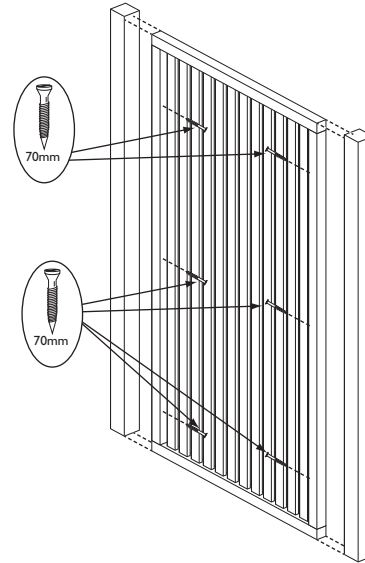



#### Recommended tools for assembly

- Power drill/screwdriver
- 3mm drill bit
- Crosshead screwdriver bit

No.	Components	Qty.
1	Vertical slat panel	1
2	Horizontal slat panel	1
3	Posts	3
4	Tall square planter	1
5	Small rectangular planter	2

No.	Fixing Kit	Qty.
6	70mm screws	12



We constantly improve the quality of our products, occasionally the components may differ from the components shown and are only correct at time of printing. We reserve the right to change the specification of our products without prior notice.